


NEUTRASAFE

NEUTRAL PH RUST REMOVER

RUST-X
REST WITHOUT RUST



About us



- RUST-X is NO.1 VCI COMPANY IN INDIA
- VCI IS REGISTERED TRADEMARK AND PATENT OF RUST-X HI TECH INTERNATIONAL
- MANUFACTURING LOCATION : KHOPOLI, MAHARASHTRA
- TA WITH C.KNOOP, AUSTRALIA
- SUPPLIERS TO OVER 3000+ COMPANIES IN INDIA
- NETWORK IN ALL STATES OF INDIA
 - CUSTOMERS INCLUDE: HONDA, YAMAHA, VOLVO, TVS, BOSCH, MARUTI, MAHINDRA, BAJAJ, KIRLOSKAR, DELPHI, DUCATI

+

Our Brands

RUST-X
REST WITHOUT RUST

VCI Anti Corrosion products
& Industrial Lubricants



Moisture Control Desiccants



PARKER

Automotive Lubricants



AQUAFLUSH

Industrial Cleaning Agents

Customers



HI-TECH
INTERNATIONAL

OEM




AUTO COMPONENT MANUFACTURERS



AND OVER 2000+ CUSTOMERS WORLDWIDE



NEUTRAL pH RUST REMOVER





Neutrsafe – Rust Remover Neutral + SAFE

RUST-X
REST WITHOUT RUST

- Neutral pH Rust Remover
- Doesnot cause dimensional change
- Does not Re rust
- Does not Require Neutralisation for short term
- Mild to hands and for use
- Selectively attacks only rust



+ Neutrasafe process

In case of oil on the surface Remove with Solvent

Dip the Part in Neutrasafe or Apply Neutrasafe Rust Remover in affected area. Alternatively it can be wiped with a wet Scrub soaked in Neutrasafe

Wait for rust removal

Neutraslise with NN 500

Apply RP oil

+ Neutrasafe Dipping

RUST-X
REST WITHOUT RUST



+ Neutrsafe Scrubbing with Scotch Brite - Before

RUST-X
REST WITHOUT RUST



2 mm thick steel RR Treatment - before


+ Neutrsafe Scrubbing with Scotch Brite - Before

RUST-X
REST WITHOUT RUST




2 mm thick steel RR treatment - after

+ AXLE HOUSING - BEFORE



+ AXLE HOUSING – AFTER NEUTRASAFE & VCI JELLY



The following are photographs of each Part Before and After De-rusting



Part Number 1 (Rust-X Neutrasafe)


Top Before




Top After



Side 1 Before



Side 1 After



Part Number 1 (Rust-X Neutrasafe)



Side 1 Before



Side 1 After



Bottom Before



Bottom After



Part Number 2 (Rust-X Neutrasafe)



Top Before



Top After



Side 1 Before



Side 1 After



+

Top Before



Top After



Side 1 Before



Side 1 After



+ Neutrase – Rust Remover



Observe the rust being removed and extracted into the liquid by the changing colour of the liquid from transparent to yellowish brown

+ Neutrsafe – Rust Remover



before



after

+ Machined Component
dipped for 5 minutes



+ Machined Component



+ Casting Component



+ Multimetall Bush



No effect on Copper only the rust is removed within 3-4 minutes

+ Fuel Tank of A Bus



Rust Removed from a fuel tank. Area dipped in Neutrasafe has rust removed from it where was above the solution is still rusty

+ CR TUBES – RUST Removal



Before & After 5 minutes



Thank
YOU

RUSTX
REST WITHOUT RUST

REST WITHOUT RUST WITH RUSTX

Contact us: info@rustx.net +91 9915715000